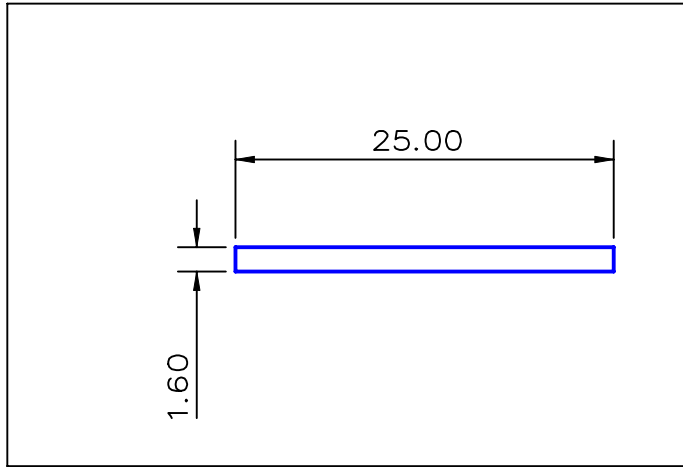



SECTION NO.  
920-033




  
 TOTAL SURFACE EXPOSED  
 ACTUAL SIZE

SECTION DATA:  
 $I_{xx} = 9 \text{ mm}^4$   
 $I_{yy} = 2083 \text{ mm}^4$   
 $\text{Theta} = 1.0^\circ$   
 $\text{RadG}_x = 0. \text{ mm}$   
 $\text{RadG}_y = 7. \text{ mm}$   
 $X_{\text{Left}} = 12.5 \text{ mm}$   
 $X_{\text{Right}} = 12.5 \text{ mm}$   
 $Y_{\text{Top}} = 0.8 \text{ mm}$   
 $Y_{\text{Bot}} = 0.8 \text{ mm}$   
 $Z_{xx\text{top}} = 11 \text{ mm}^3$   
 $Z_{xx\text{bot}} = 11 \text{ mm}^3$   
 $Z_{yy\text{left}} = 167 \text{ mm}^3$   
 $Z_{yy\text{right}} = 1 \text{ mm}^3$

0.40 RADIUS ON ALL OUTSIDE CORNERS  
 UNLESS OTHERWISE SPECIFIED

EXTRUDED FINISH : ARCHITECTURAL

			AREA	40.0	SQ MM
			WEIGHT	0.108	KG M
			PERIMETER	53.2	MM
			ANOD PERIM	53.2	MM
			PAINT PERIM	100.0	MM
			C CIRCLE DIA	25.	MM
			FACTOR	491.	
			ALLOY	6063	
			TEMPER	T6	
NO	DATE	DR	REVISION		



A.C.N 010 828 234  
 1082 KINGSFORD SMITH DRIVE, EAGLE FARM, QUEENSLAND, 4009  
 PO BOX 1376, EAGLE FARM BC, 4009  
 PHONE : (07) 3877 2833 FAX : (07) 3877 2890

CUSTOMER			
G. JAMES EXTRUSION Co.			
CUSTOMER PART NAME		NO.	
25 x 1.6 FLAT BAR			
SCALE		TOLERANCES IN ACCORDANCE WITH AS 1866-1986 APPLY UNLESS OTHERWISE SPECIFIED	
2:1			
DRAWN	CHECK	DATE	DWG. NO.
BPW		22/02/91	920-033