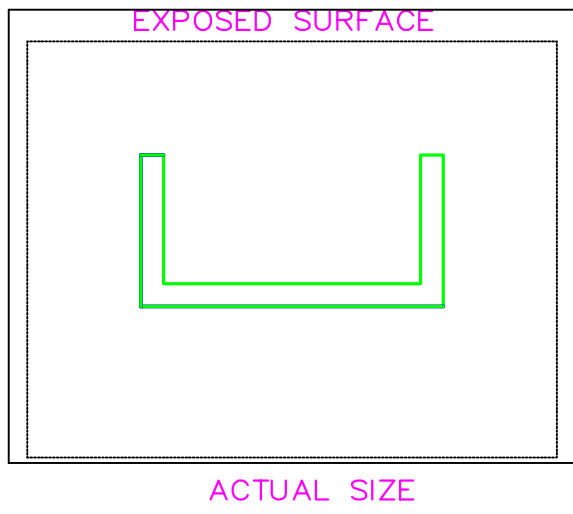
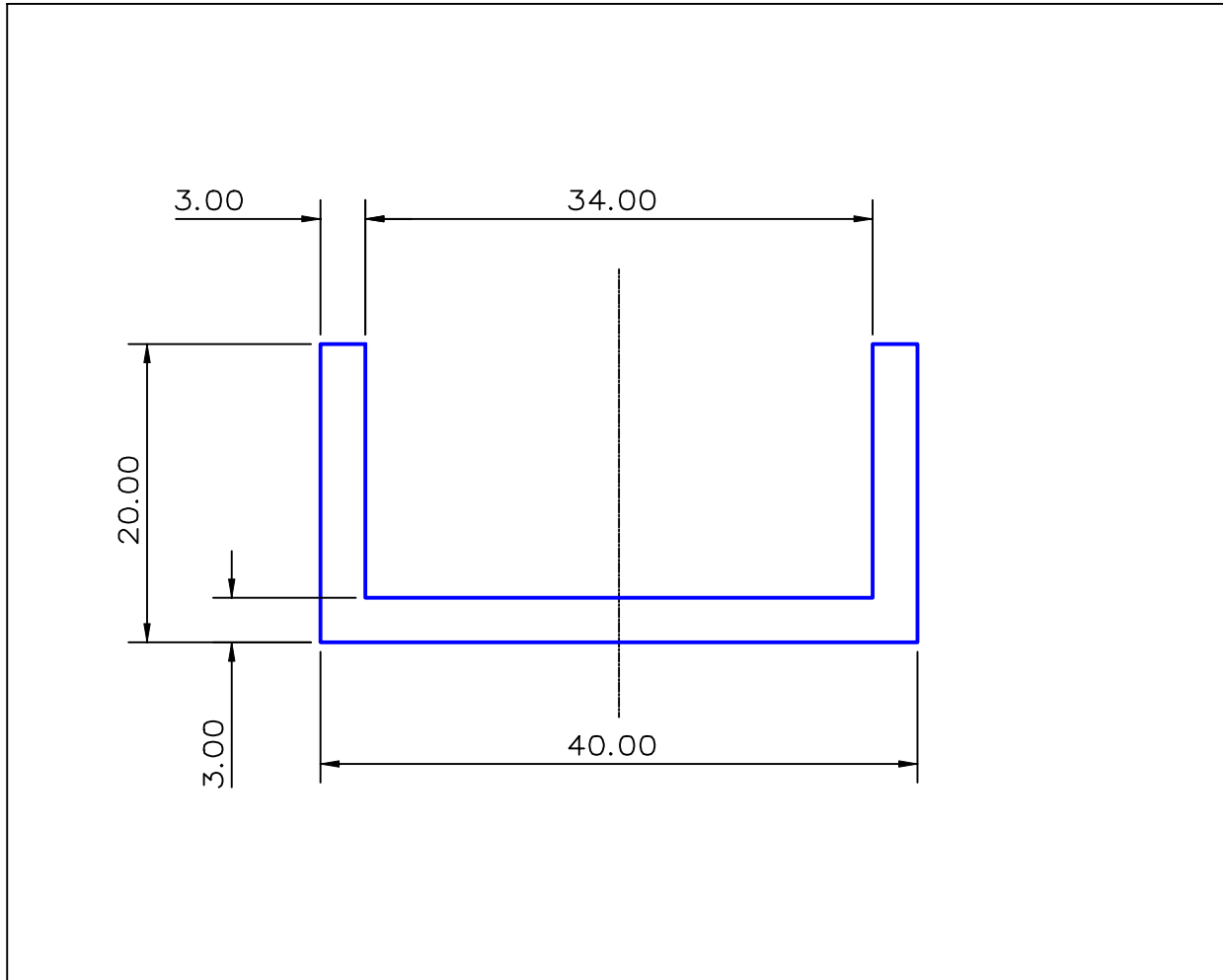


SECTION NO.
910-075




SECTION DATA:
 $I_{xx} = 8\,060 \text{ mm}^4$
 $I_{yy} = 50\,986 \text{ mm}^4$
 $\text{Theta} = 1.0^\circ$
 $\text{RadG}_x = 6. \text{ mm}$
 $\text{RadG}_y = 15. \text{ mm}$
 $X_{\text{Left}} = 20.0 \text{ mm}$
 $X_{\text{Right}} = 20.0 \text{ mm}$
 $Y_{\text{Top}} = 13.9 \text{ mm}$
 $Y_{\text{Bot}} = 6.1 \text{ mm}$
 $Z_{xx\text{top}} = 580 \text{ mm}^3$
 $Z_{xx\text{bot}} = 1\,322 \text{ mm}^3$
 $Z_{yy\text{left}} = 2\,549 \text{ mm}^3$
 $Z_{yy\text{right}} = 403 \text{ mm}^3$

0.40 RADIUS ON ALL OUTSIDE CORNERS
UNLESS OTHERWISE SPECIFIED

EXTRUDED FINISH : ARCHITECTURAL

				AREA	222.0	SQ MM
				WEIGHT	0.602	KG M
				PERIMETER	154.0	MM
				ANOD PERIM	154.0	MM
				PAINT PERIM	154.0	MM
				C CIRCLE DIA	45.	MM
				FACTOR	256.	
				ALLOY	6063	
				TEMPER	T6	
NO	DATE	DR	REVISION			



A.C.N 010 828 234
 1082 KINGSFORD SMITH DRIVE, EAGLE FARM, QUEENSLAND, 4009
 PO BOX 1376, EAGLE FARM BC, 4009
 PHONE : (07) 3877 2833 FAX : (07) 3877 2890

CUSTOMER			
G. JAMES EXTRUSION Co.			
CUSTOMER PART NAME		NO.	
40 x 20 x 3 CHANNEL			
SCALE		TOLERANCES IN ACCORDANCE WITH AS 1866-1986 APPLY UNLESS OTHERWISE SPECIFIED	
2:1			
DRAWN	CHECK	DATE	DWG. NO.
RB		23/07/91	910-075